

# Production Worksheet

Wilcom EmbroideryStudio – Level 3 Advanced



Design: CR 236 4x4  
Colorway: Colorway 1

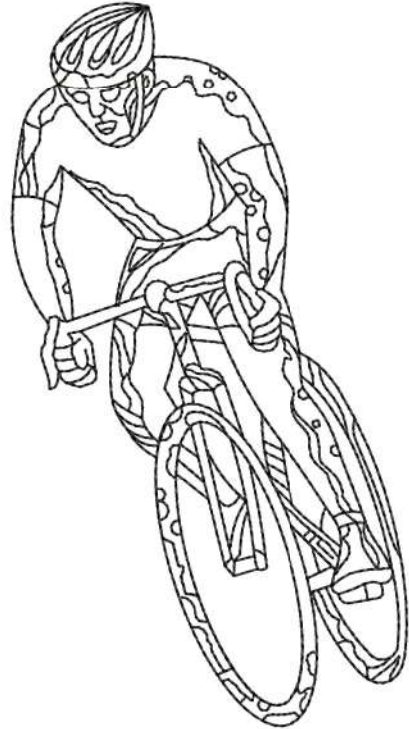
Stitches: 3582  
Colors: 1  
Height: 95.6 mm  
Width: 52.2 mm  
Zoom: 1:1



Machine: Tajima  
Color changes: 0  
Stops: 1  
Trims: 3  
Left: 26.1 mm  
Right: 26.1 mm  
Up: 47.8 mm  
Down: 47.8 mm  
EndX: 0.0 mm  
EndY: 0.0 mm  
Max Stitch: 6.8 mm  
Min Stitch: 0.3 mm  
Max Jump: 6.8 mm  
Total Bobbin: 3.23m

Stop Sequence:

#	N#	St.	Description	Code	Brand
1.	1	■ 3580	Dark Green	1	Default



# Production Worksheet

Wilcom EmbroideryStudio – Level 3 Advanced



Design: CR 236 5x7

Colorway: Colorway 1

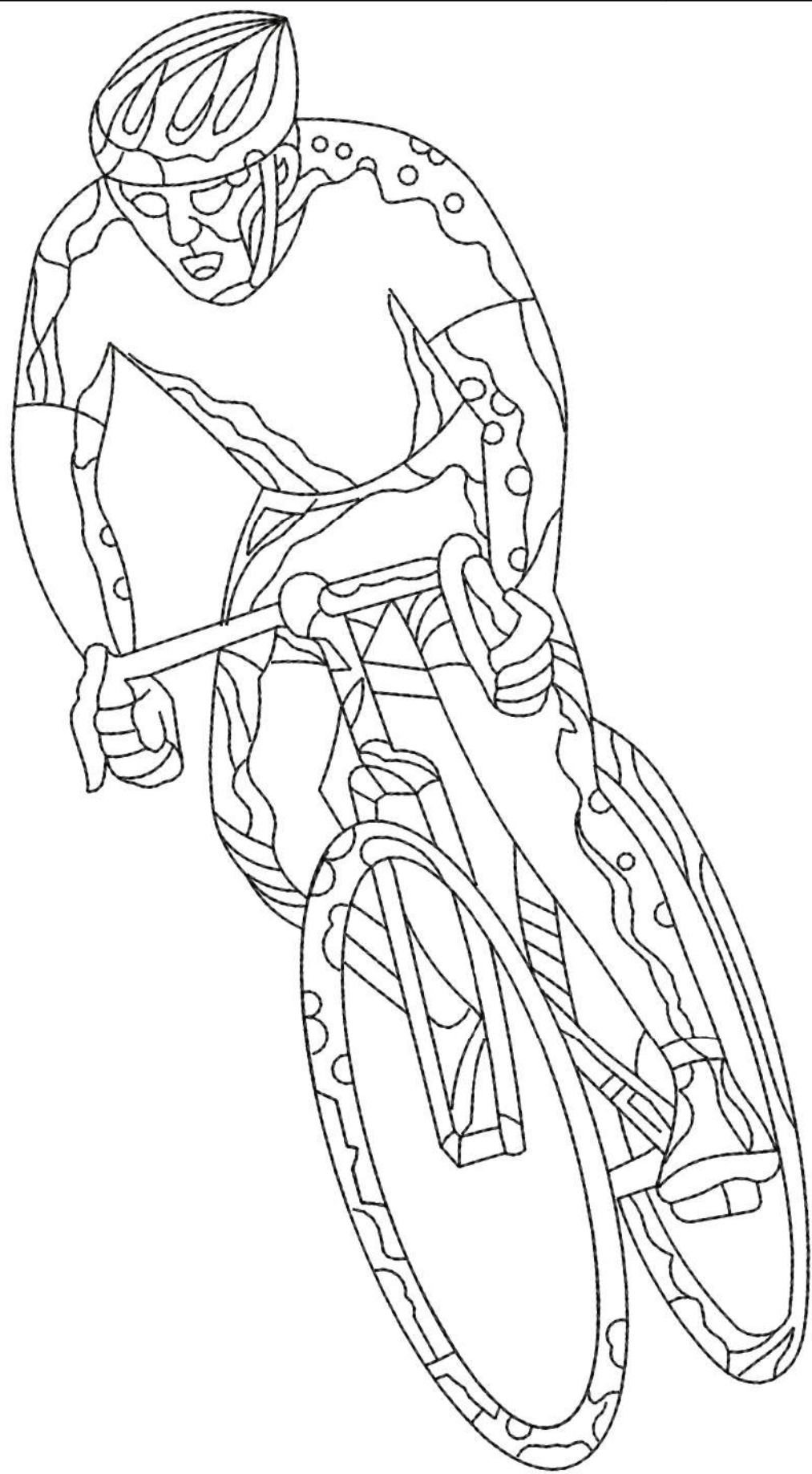
Stitches: 5694

Colors: 1

Height: 169.6 mm

Width: 92.6 mm

Zoom: 1.42



Machine: Tajima  
Color changes: 0  
Stops: 1  
Trims: 4  
Left: 46.3 mm  
Right: 46.3 mm  
Up: 84.8 mm  
Down: 84.8 mm  
EndX: 0.0 mm  
EndY: 0.0 mm  
Max Stitch: 6.8 mm  
Min Stitch: 0.3 mm  
Max Jump: 6.8 mm  
Total Bobbin: 5.70m

Stop Sequence:

#	N#	St.	Description	Code	Brand
1.	1	■ 5692	Dark Green	1	Default

# Production Worksheet

Wilcom EmbroideryStudio – Level 3 Advanced



Design: CR 236 10x10

Colorway: Colorway 1

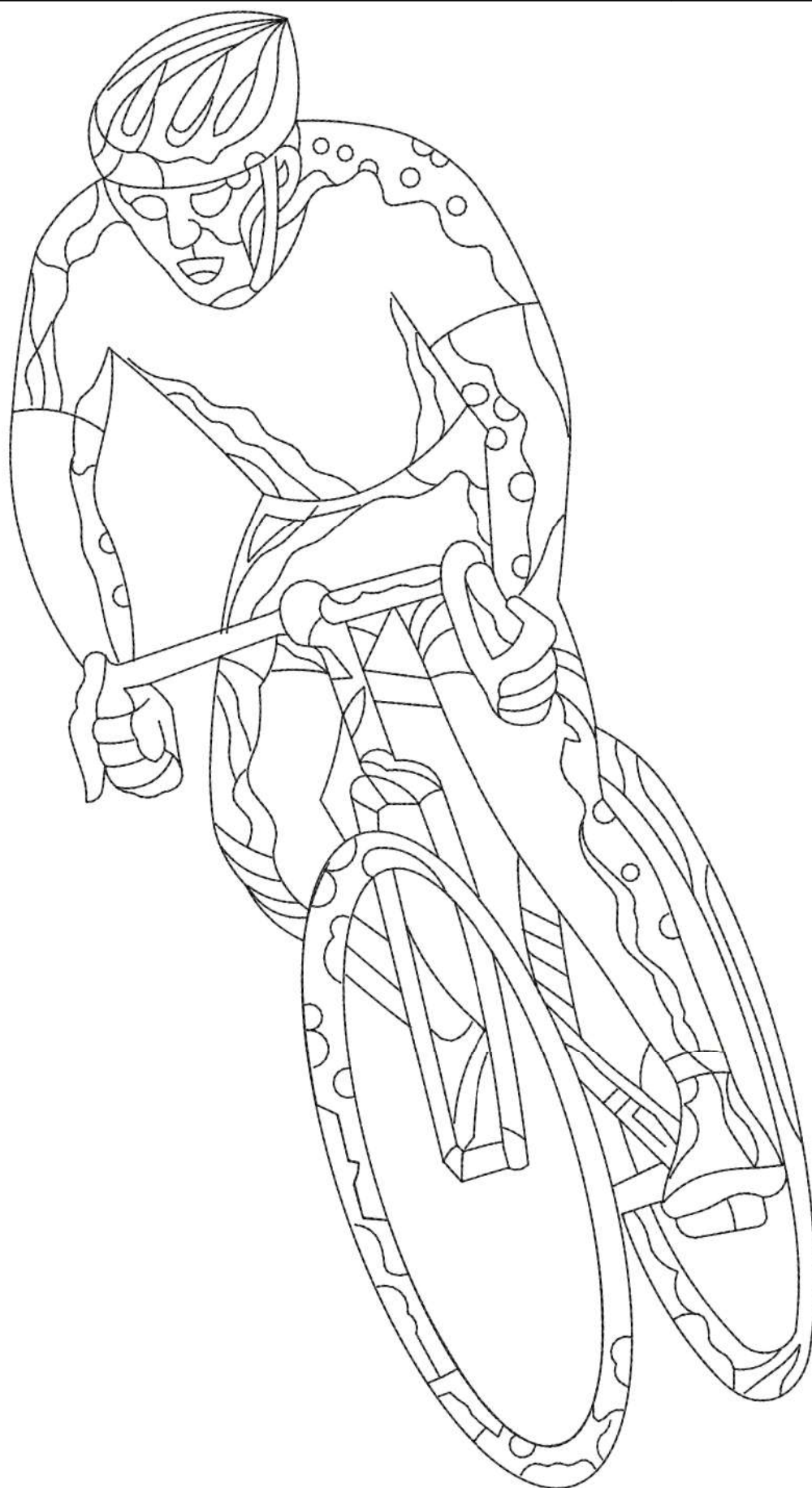
Stitches: 7769

Colors: 1

Height: 246.6 mm

Width: 134.4 mm

Zoom: 0.97



Machine: Tajima  
Color changes: 0  
Stops: 1  
Trims: 5  
Left: 67.2 mm  
Right: 67.2 mm  
Up: 123.3 mm  
Down: 123.3 mm  
EndX: 0.0 mm  
EndY: 0.0 mm  
Max Stitch: 6.9 mm  
Min Stitch: 0.3 mm  
Max Jump: 6.9 mm  
Total Bobbin: 8.27m

Stop Sequence:

#	N#	St.	Description	Code	Brand
1.	1	■	7767 Dark Green	1	Default