

Production Worksheet

Wilcom EmbroideryStudio – Level 3 Advanced



Design: CR 535 2x2
Colorway: Colorway 1


Stitches: 4731
Colors: 3
Height: 51.3 mm
Width: 43.8 mm
Zoom: 1:1



Machine: Tajima
Color changes: 2
Stops: 3
Trims: 5
Left: 21.9 mm
Right: 21.9 mm
Up: 25.6 mm
Down: 25.6 mm
EndX: 0.0 mm
EndY: 0.0 mm
Max Stitch: 6.7 mm
Min Stitch: 0.4 mm
Max Jump: 7.0 mm
Total Bobbin: 8.70m

Stop Sequence:

#	N#	St.	Description	Code	Brand
1.	2	■ 2164		1146	Madeira Classic 40
2.	1	□ 337			Madeira Classic 40
3.	3	■ 2228	Black	8	Default



Production Worksheet

Wilcom EmbroideryStudio – Level 3 Advanced



Design: CR 535 4x4
Colorway: Colorway 1


Stitches: 10668
Colors: 3
Height: 97.2 mm
Width: 83.0 mm
Zoom: 1:1



Machine: Tajima
Color changes: 2
Stops: 3
Trims: 6
Left: 41.5 mm
Right: 41.5 mm
Up: 48.6 mm
Down: 48.6 mm
EndX: 0.0 mm
EndY: 0.0 mm
Max Stitch: 6.7 mm
Min Stitch: 0.3 mm
Max Jump: 6.7 mm
Total Bobbin: 26.02m

Stop Sequence:

#	N#	St.	Description	Code	Brand
1.	2	■ 5913		1146	Madeira Classic 40
2.	1	□ 628			Madeira Classic 40
3.	8	■ 4125	Black	8	Default




Production Worksheet

Wilcom EmbroideryStudio – Level 3 Advanced



Design: CR 535 6x6
 Colorway: Colorway 1

Stitches: 20002
 Colors: 3
 Height: 147.9 mm
 Width: 126.3 mm
 Zoom: 1.00



Machine: Tajima
 Color changes: 2
 Stops: 3
 Trims: 6
 Left: 63.2 mm
 Right: 63.2 mm
 Up: 74.0 mm
 Down: 74.0 mm
 EndX: 0.0 mm
 EndY: 0.0 mm
 Max Stitch: 6.8 mm
 Min Stitch: 0.3 mm
 Max Jump: 7.1 mm
 Total Bobbin: 58.68m

Stop Sequence:

#	N#	St.	Description	Code	Brand
1.	2	■	12192	1146	Madeira Classic 40
2.	1	□	1406		Madeira Classic 40
3.	3	■	6402 Black	8	Default